




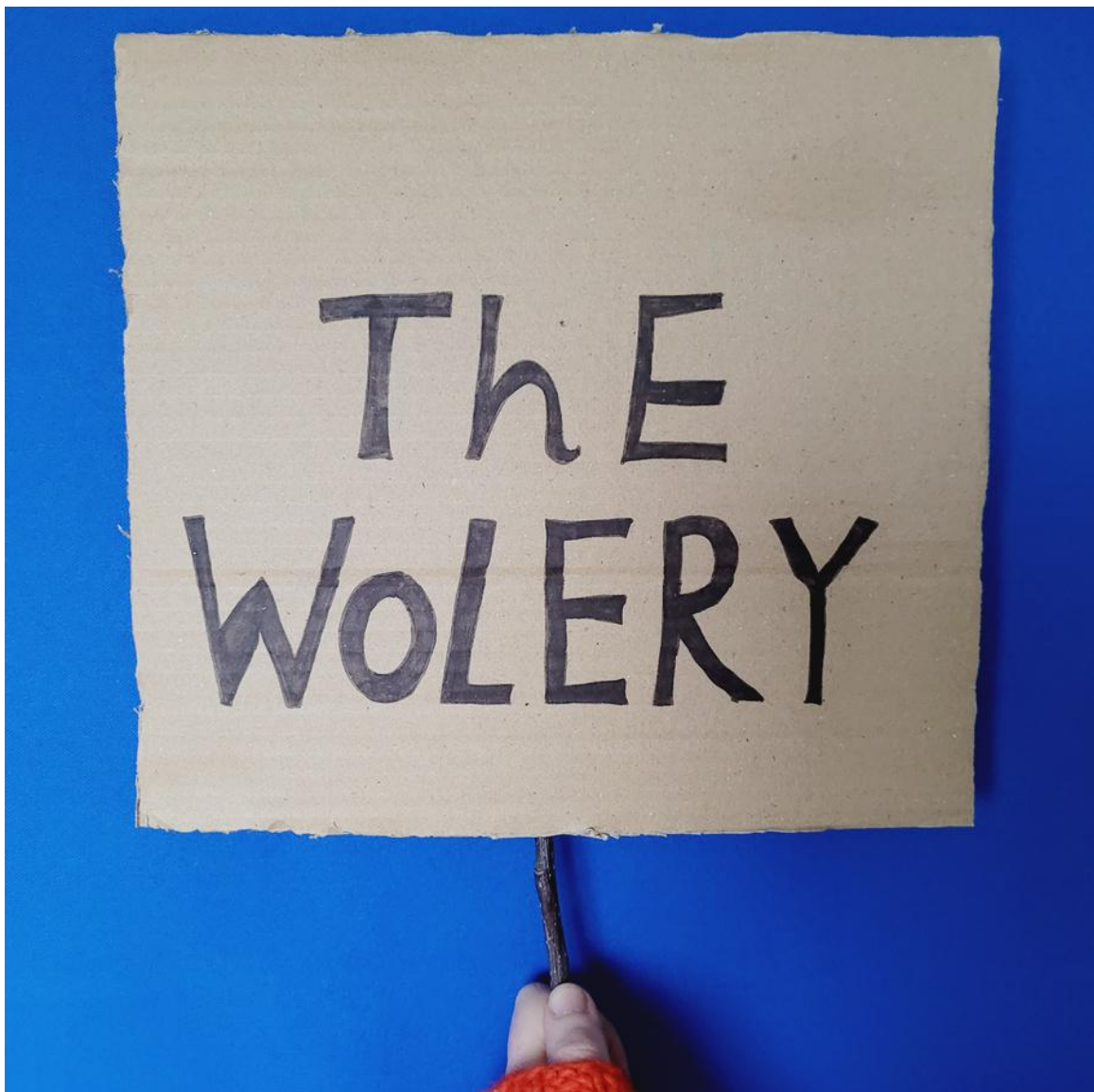
## The House at Pooh Corner



### 'Wol' name badge and Cardboard Sign for The Wolery

Let's make a name badge for  
Winnie-the-Pooh's friend, Owl, and a sign for  
owl's house in 100 Aker Wood, called  
'The Wolery'!


### 'The Wolery' Sign for Owl's House



## You will need:

- cardboard box
- pencil
- black marker
- scissors
- sticky tape
- twig/small tree branch

## How to make:



1. Cut out a square in cardboard, approximately 30cm by 30cm.
2. Write the words, 'THE WOLERY' on it as shown. In the book, Owl writes the name in capitals apart from the 'h' in The.



3. Trim the twig or branch to about 40 cm.
4. Stick it securely with sticky tape down the centre back of the cardboard as shown.

